



Australian Government

Department of Immigration and Citizenship

# Australian Citizenship Test

## Snapshot Report

October 2008



---

## Introduction

The data in this report relates to Australian citizenship tests administered by the Department of Immigration and Citizenship between 1 October 2007 and 30 September 2008.

Data for this report was extracted on 6 October 2008.

A small number of paper tests yet to be processed are not included in this report.

This report will be regularly updated and published on the department's website at [www.citizenship.gov.au](http://www.citizenship.gov.au).

Further information about the Australian citizenship test, including the citizenship test resource book, *Becoming an Australian citizen*, is also available on that website.

---

## Contents

Executive summary	4
Australian citizenship test outcomes	5
Program analysis	7
Country of birth analysis	9

---

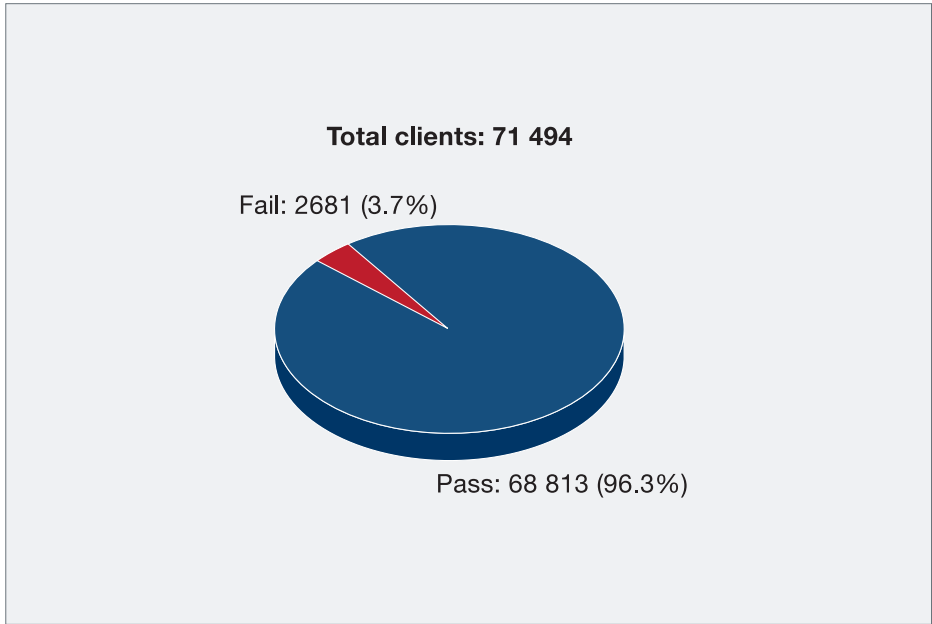
## Executive Summary

Between 1 October 2007 and 30 September 2008 (figures in brackets are from data to 30 June 2008):

- 71 494 clients sat the Australian citizenship test (48 713 to 30 June).
- 68 813 clients (or 96.3 per cent) passed the test on their first or subsequent attempt (46 500 – 95.5 per cent to 30 June)
- The department has administered 87 598 tests, including re-sits where clients did not pass the test on their first attempt (59 185 to 30 June)
- On average there are 1.2 tests administered per client (unchanged)
- The percentage of Skill stream clients who passed the test on their first or subsequent attempt is 99 per cent (unchanged)
- The percentage of Family stream clients who passed the test on their first or subsequent attempt is 94 per cent (up from 92 per cent to 30 June)
- The percentage of Humanitarian program clients who passed the test on their first or subsequent attempt is 83 per cent (up from 82 per cent to 30 June)

## Australian citizenship test outcomes

Test outcomes by number of clients



Test outcome - all clients	Clients	%
Pass	68 813	96.3
Fail	2 681	3.7
<b>Total</b>	<b>71 494</b>	<b>100.0</b>

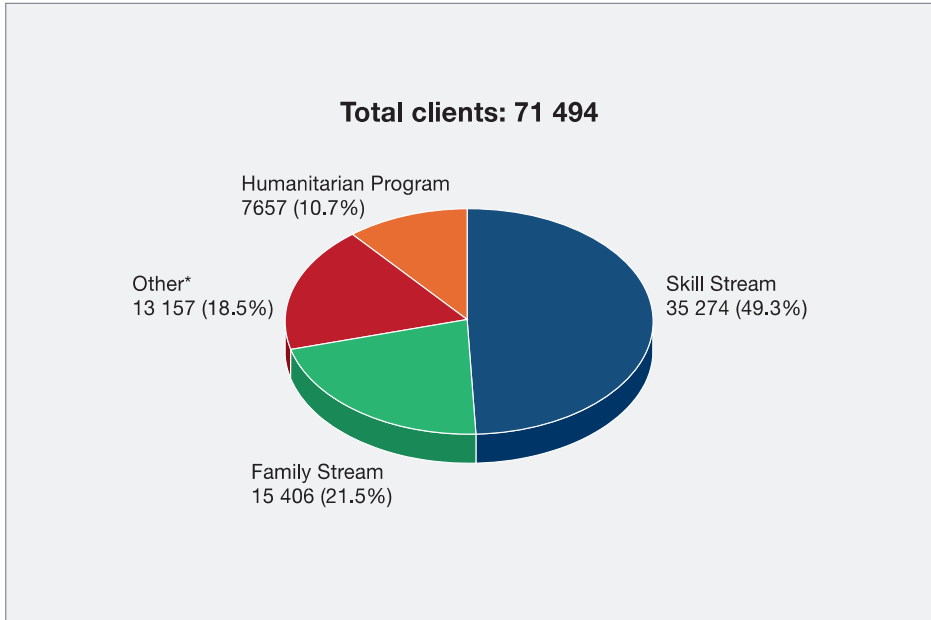
Clients can sit the test as many times as they need in order to pass. Some clients sit the test more than once before they pass, which is why there are more tests than clients.

- 68 813 (96.3 per cent) of clients have passed the test on their first or subsequent attempt.
- 60 260 (84.3 per cent) of clients passed the test on their first attempt.

## Australian citizenship test outcomes *continued*

### Test participation

The following chart shows the number of clients by Migration Program/Stream:

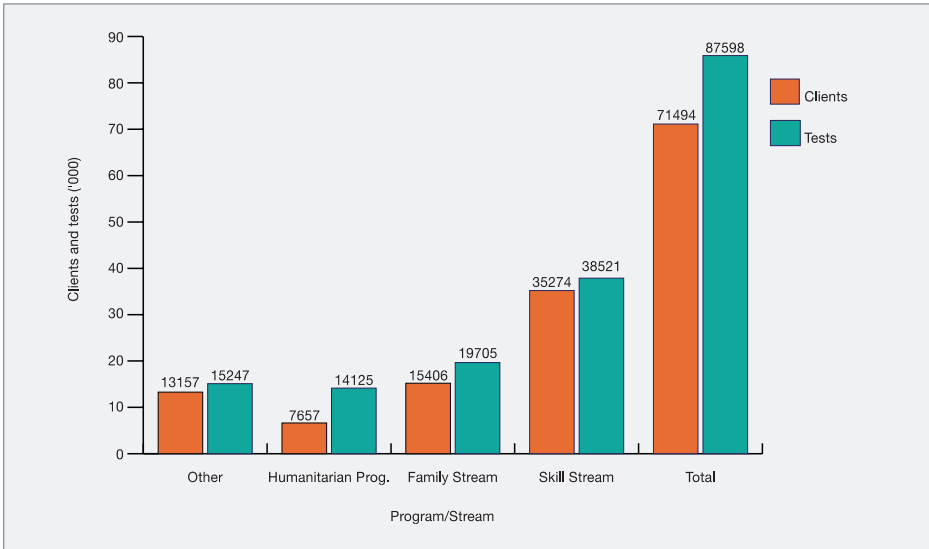


- 49.3 per cent of clients were from the Skill Stream of the Migration Program
- 21.5 per cent of clients were from the Family Stream of the Migration Program
- 10.7 per cent of clients were from the Humanitarian Program

Other\* category includes Resident Return Visa holders and Special Category Visa holders (18.5 per cent of clients)

## Program analysis

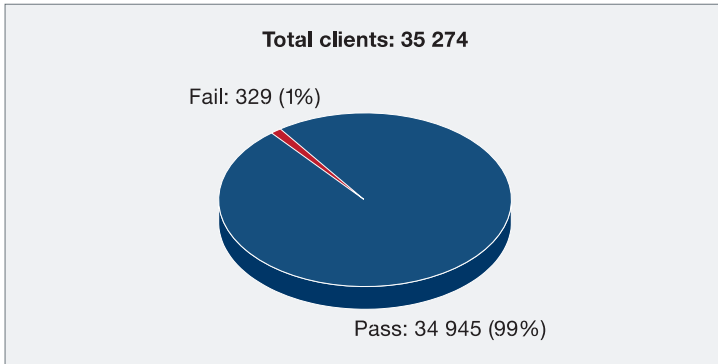
While 96.3 per cent of clients passed the test, the number of times they attempted the test varied across the Migration Program streams and the Humanitarian Program.



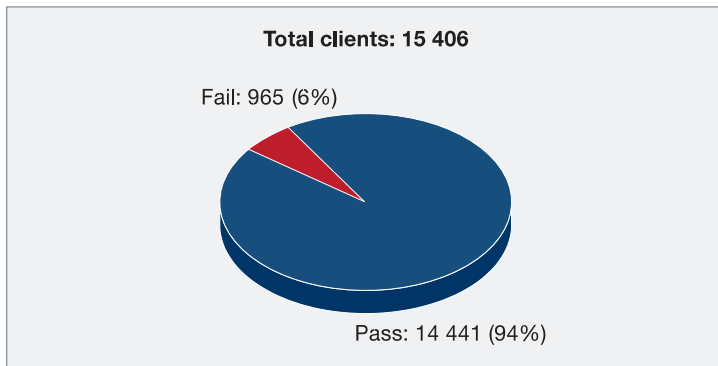
Program/Stream	Clients	% of all clients	Tests	% of all tests	Average number of tests per client
Skill Stream	35 274	49.3	38 521	44.0	1.1
Family Stream	15 406	21.5	19 705	22.5	1.3
Humanitarian Program	7 657	10.7	14 125	16.1	1.8
Other	13 157	18.5	15 247	17.4	1.2
<b>Total</b>	<b>71 494</b>	<b>100.0</b>	<b>87 598</b>	<b>100.0</b>	<b>1.2</b>

## Program analysis *continued*

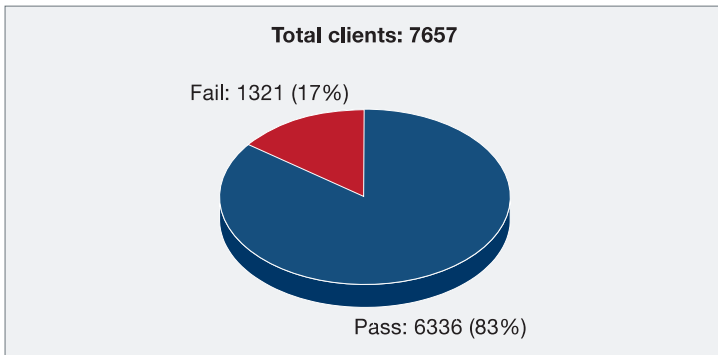
### Skill Stream outcomes



### Family Stream outcomes



### Humanitarian Program outcomes



## Country of birth analysis

As at 30 September 2008, clients born in more than 190 countries have sat the test. The following table shows the top ten countries of birth:

Country of birth	Total	% of total	Pass	Fail
United Kingdom	11 584	16.2	11 513	71
China	7 987	11.2	7 749	238
India	7 421	10.4	7 357	64
South Africa	2 852	4.0	2 843	9
Philippines	2 482	3.5	2 437	45
Iraq	2 466	3.4	2 040	426
New Zealand	2 285	3.2	2 255	30
Sri Lanka	1 788	2.5	1 748	40
Bangladesh	1 542	2.2	1 517	25
Vietnam	1 498	2.1	1 263	235
Other countries	29 589	41.3	28 091	1 498
<b>Total clients</b>	<b>71 494</b>	<b>100.0</b>	<b>68 813</b>	<b>2 681</b>